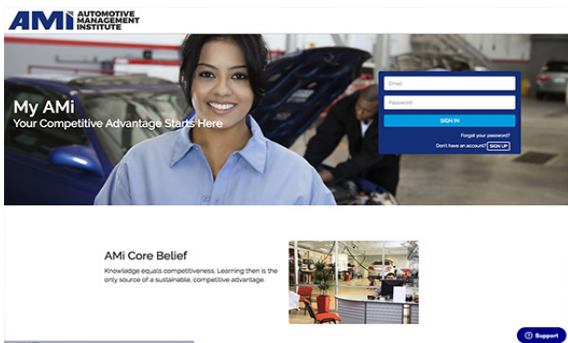


# Accessing Accountable Estimating Courses Through AMi




## Step 1: Navigate to the AMi Homepage

Go to [amionline.org](http://amionline.org) and click on the My AMi Login button at the top of the page



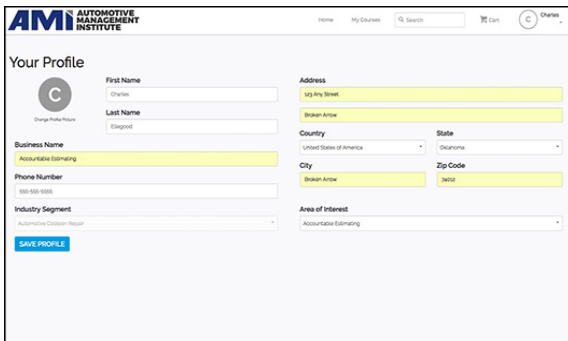
## Step 2: Log Into Your AMi Account

Log into your My AMi Account. If you need any help click on the support icon in the lower right of the webpage.




## Step 3: Home Page

On the **Home** page click on the arrow below your name in the upper right corner of the page and then click **Profile** to enter your profile page.



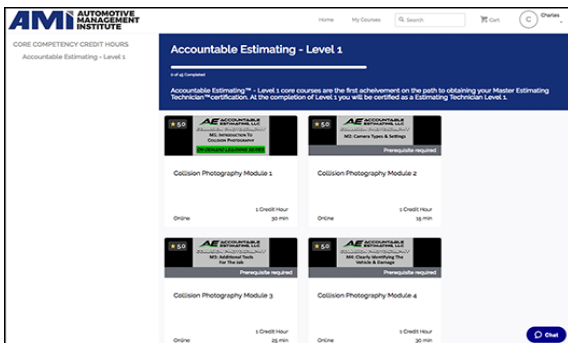
## Step 4: Confirm The Following Settings

In order to access Accountable Estimating courses you will need to change the **Area of Interest** in your profile.




## Step 5: Back On The Home Page

You will be returned to the **AMi Home Page**. Click the **GO** button next to **Accountable Estimating - Level 1** to view all Accountable Estimating courses currently available.



## Step 6: My Courses Page

On the **My Courses** page choose the course modules one by one to add to the cart.



## Step 7: Module Page

On the **My Courses** page choose the course modules one by one to add them to the cart.

On the Module page click the **“Add to Cart”** button to place the module in the cart. Repeat this process for each module. Once you add your course choices to the shopping cart, please proceed to checkout.

